

FOREVER FINISHES

Select exterior colours to
love for a lifetime



FIND YOUR PERFECT MATCH

Choosing the perfect colour scheme for your home's exterior can feel overwhelming. There is so much choice!

With a little help from Teknos, you can discover just the right shade for your new windows, doors, cladding or garden building. Use this guide to find a 'shortlist' of colours that complement your home and its surroundings.


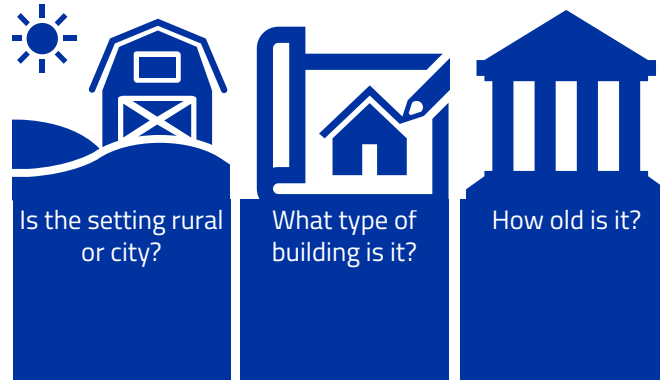
Take your 'shortlist' to your supplier for the final selection or a painted sample of your chosen shade.

We hope you enjoy 'colouring your story' with Teknos.



WHAT TO CONSIDER

Stand back from your home and take a good look or visualise it in your mind if it is yet to be constructed.



COLOURS CAN BE DECEPTIVE

Colours in colour cards are matched to the tinted paint in the can. BUT many outside influences can affect how the colour actually looks on a building's exterior.



Good to know!

Colour samples in colour cards look darker against the card's white background than without a background.

FIVE TOP TIPS

1. Choose a slightly darker shade from the colour card to get the exterior look you like
2. Go for a maximum of three colours on the facade
3. You can go for more than three if the building has for example, architectural features you want to emphasize
4. To give an impression of height, avoid painting soffits and guttering in feature colours
5. Remember to have enough contrast between colours!

COLOUR BY COLOUR

BLUE



The colour in the exterior will seem more blue than in the colour sample

The blue on the exterior will look lighter and more intense than the colour sample

Choose broken blue if you don't want a bright blue look

If you want

choose

Light blue

a broken blue-grey

Blue

a blue-grey

YELLOW



Avoid the strongest, most vivid yellows as a facade colour

Choose yellows that are slightly brownish, they will look a beautiful fresh yellow on the outside

The lightest yellows look almost luminous

If you want

choose

Light yellow

a light beige-yellow

Bright yellow

a pure yellow

Calm yellow

a brownish-yellow

RED



A traditional house colour in the Nordic countries

In the old days, details on red houses were painted grey or yellow-grey

Compared to the colour sample in the colour card, the colour on the facade will seem more intense

If you want

choose

Red

a reddish-brown

Bright red

a red

COLOUR BY COLOUR

GREEN



The exterior will become bluer and less yellow than the selected green

If the colour sample has only a slight hint of yellowness, the house may appear blue-green

Naturally occurring greens are yellow-green and usually quite dark

If you want choose

Lighter, cooler shade

a light green

Bluish tinge

a broken green-grey

Calm green

a grey-green

GREY



The grey colour on a façade is always lighter and bluer than the colour sample in the colour card

Natural grey is yellow toned

A grey colour lacking 'natural' yellow, is seen as blue

There are no completely neutral shades of grey in nature

If you want choose

Bluish grey

a neutral grey

Neutral grey

a dirty, muted grey

BROWN, BEIGE



Beige colours vary a lot depending on the situation - testing in real light is important!

The colour will appear stronger and lighter once on the exterior

Amber will appear more yellow, reddish brown will appear as reddish, greyish browns are calm facade colours

If you want choose

Lighter, cooler beige

a light beige

Rose


a reddish brown

Warm grey

a greyish brown

COLOUR BY COLOUR

WHITE



Whites highlight buildings when against a natural background

White buildings are visible from afar

White as a large surface draws attention

Tinted whites are well suited for exterior colour design

If you want

choose

Warm white

light, warm grey

Bluish white

light, neutral grey

BLACK



For a black or a dark shade, matt or semi-matt paints work best

EXTERIOR COATINGS RANGE

Now you've chosen your colour scheme, learn about the Teknos water-borne paints protecting your windows, doors, cladding or garden building.

Topcoats

Designed to give the perfect finish to your purchase, our topcoats protect and prolong. Whatever the outside throws at them, they keep your chosen colour fresh. All you need to do are your annual maintenance checks to keep things in tip top condition.

- AQUATOP
- TEKNOL
- TEKNOCLAD NOVA
- NORDICA EKO

Primers

Providing a smooth, even surface for painting, our primers ensure strong adhesion for topcoats which enhances the durability of the finish on your purchase.

- AQUAPRIMER
- ANTISTAIN AQUA
- TEKNOL
- TEKNOCLAD NOVA

Wood Preservatives

For wood that need extra protection from wood damaging fungi and insects, a base layer of preservative is applied before the primer.

- TEKNOL AQUA

ABOUT THIS COLOUR SELECTION GUIDE

The colours in this guide are indicative only. Paint versions of these colours will vary. Always choose the final colour using standard colour cards available from your manufacturer / supplier

WE MAKE THE WORLD LAST LONGER

Teknos is a global coatings company with operations in more than 20 countries in Europe, Asia, and the USA. Teknos is one of the leading suppliers of industrial coatings with a strong position in retail and architectural coatings.

Teknos wants to make the world last longer by providing smart, technically advanced paint and coating solutions to protect and prolong. Teknos always works in close cooperation with its customers.

Teknos was established in 1948 and is one of Finland's largest family-owned businesses.

For further information, visit www.teknos.com

TEKNOS GROUP OY
TAKKATIE 3
P.O. BOX 107
FI-00371 HELSINKI
TEL. +358 9 506 091

